LABORATORY AND MEDICAL EQUIPMENT
Laboratorní a zdravotnická technika OPTING servis
Bohumínská 788/61, 710 00 Ostrava 10, CZECH REPUBLIC
596241785; 596 241 960 fax 596 241 852 GSM 603 464 790
www.optingservis.cz E-mail: optingservis@optingservis.cz

Indirect Ophthalmoscopes

OPTIMUM PERFORMANCE AND QUALITY

Ophthalmic instruments from HEINE set a benchmark for optical quality and reliable diagnostic performance in eye examination.

Absolute precision and image quality are the most important criteria in evaluation of ophthalmic instruments. This is why HEINE pays so much attention to the quality of all the components of an optical system, particularly the lenses, mirrors and lamps.
The complete customisation and flexibility of the instrument also contributes to the quality and reliability of the diagnosis.

For example, the synchronized convergence and parallax adjustment: It allows for high quality, stereoscopic fundus images and the best possible examination results through any pupil size, down to 1 mm.

HEINE Indirect Ophthalmoscopes

	OMEGA 500	OMEGA 200	SIGMA 150 150 150/M2	SIGMA 150 K 150 K 150 K/M2
Convergence and Parallax Adjustment				
Synchronised	□	□		
Separate			□	□
Apertures				
•	□	□	□	□
●	□	□	□	□
⬤	□	□	□ □	□ □
Diffusor	□		optional	optional
Filters				
🔵	□	□	optional	optional
🟡	□		optional	optional
🟢	□	□	□	□
Versions				
LED-Illumination	optional			
XHL-Illumination	optional	□	□	□
Headband	□	□		□
S-FRAME			□	
Teaching mirror	optional	□	optional	optional
Brightness control				
On the Instrument	□			
On the power source		□	□	□
Mobile power supply				
Headband-mounted battery				
mPack UNPLUGGED	□			
mPack	□	□	□	□
Stationary power supply				
EN 50 Table- or / Wall Transformer	□	□	□	□
Mains Transformer	□	□		
Page	059	063	065	066/067

[01]

[02]

[03]

Synchronized Convergence and Parallax Adjustment System
The advanced One-Step Small and Variable Pupil Control maximizes stereopsis in dilated pupils and allows for the instant adjustment of the optical system to ensure fully illuminated, stereoscopic views through pupils as small as 1 mm in diameter.

- **Dilated Pupil.** In the case of a dilated pupil, the HEINE Synchronized Convergence and Parallax Adjustment System adjusts the left and right observation paths as far apart as possible (large angle of Convergence) providing for maximum stereopsis (depth perception). The illumination beam is automatically positioned as high as possible relative to the observation plane (creating a large angle of parallax) in order to maximize illumination and minimize unwanted reflections **[01]**.

- **Undilated Pupils and viewing in the Periphery.** In cases of pupils that can not, or should not be dilated, a binocular view with full illumination is not possible without adjustments of the optical system **[02]**. By adjusting the Small and Variable Pupil Control Lever located on the bottom of the OMEGA Series instruments, the angle of convergence between left and right observation paths is reduced and the angle of parallax (light path) is automatically reduced in one, simple step. The observer can now enjoy a fully illuminated, binocular view with excellent stereopsis **[03]** even through a pupil as small as 1 mm in diameter, or in cases where the pupil appears as an ellipse as a result of viewing the periphery.

HEINE OMEGA® 500 Binocular Indirect Ophthalmoscope

Quality with LED or XHL Xenon-Halogen Lamp illumination

- LED- or XHL-Technology
- Unique Synchr. Adjustment
- Dust proof

With its XHL Xenon-Halogen-Technology and perfect colour rendering, the OMEGA 500 has set the standard for reliability and performance.

- **Unique "Synchronized Adjustment of Convergence and Parallax"** for high quality, stereoscopic fundus images through any pupil size. Precise selection of the observation and illumination optics for small pupils down to 1.0 mm.
- **Excellent optical performance due to the multi-coated illumination system.** Exact vertical alignment of the illumination with the observation path further minimizes the reflections.
- **Due to the mounting of the optics on an aluminum chassis,** the OMEGA 500 is solid, long lasting, and is guaranteed to be dustproof.
- **The HC 50 L Headband Rheostat controls the LED illumination as well as the XHL Xenon-Halogen illumination.**

Technical Specifications:

- **Apertures and Filters:** Can be "locked" into a desired position.
- **Adjustment Levers:** Also feature a "Friction-Clutch" ("Safety-Clutch") to protect mechanisms from forced adjustment while in the "lock" position.
- **Increased PD Range:** From 46 – 74 mm.
- **Soft Touch Controls:** All key adjustment controls feature soft touch surfaces for precise and positive adjustment control.

Separate fine-tuning of the illumination beam ± 4° in addition to synchronized convergence and parallax adjustment.

HEINE Diffuser, 3 integrated Spot Sizes: Small spot, medium and large. 3 integrated Filters: Red-free, Cobalt Blue and Yellow filters.

Synchronized adjustment of convergence and parallax.

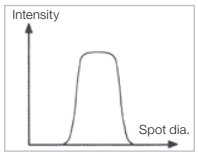

The HEINE diffuser can be selected to provide soft light, simplifying the examination and reducing glare and reflexes but maintaining excellent light intensity. Can be combined with all filters.

LED HQ
LED NOW IN HEINE QUALITY.

LED-Technology for HEINE OMEGA® 500:

LED now in HEINE quality. The sophisticated LED HQ system provides for longer operation time, exact dimmability and excellent colour rendering.

- **LED thermal management** by means of high-quality heat conducting materials, such as copper, guarantees consistent light output for the whole working life of the LED, up to 20,000 hours.
- **State of the art LED illumination system** produces absolutely homogeneous, uniform illumination and up to 100 % more light in comparison to the XHL-Technology. The CRI value, whose maximum is 100, indicates how exactly colours are reproduced in comparison with daylight. The following technical data of the OMEGA 500 allow an exact diagnosis: colour temperature 4000 K, CRI value > 90.
- With the **Rheostat HC 50 L** the light intensity can be precisely adjusted – especially in the range of low light intensities.
- **Convert your XHL Xenon Halogen OMEGA 500 to LED:** With an upgrade kit the OMEGA 500 can easily and quickly be adapted to the new technology.

HEINE OMEGA® 500 Headband

with unique features

- **Articulating Hinge** provides vertical adjustment of the rear band of the headband for individual placement. Secure and perfect fit for all shapes and sizes.
- **Ergonomic design** for optimal weight transfer across the surface of the entire headband (no pressure points).
- **Softer, malleable material.** Provides even and comfortable fit of the headband.
- **Calibrated Overband Position** ensures optics are in true horizontal position for precise adjustment and alignment.
- **Integrated cables** in overband eliminates the usual “cable loop” from instrument to headband.
- **Registered Design.**

[01]

[02]

Technical Specifications:

- **HC 50 L Headband Rheostat:** Easily mounted on the left or right sides of the headband [01].
- **Integrated flip-up adjustment:** To raise optics out of the line of sight. Can be mounted on the left or right side of the headband. Optics can be flipped and locked at 0°, 12.5°, 47.5°, 60° degrees [02].
- **Mechanically reinforced adjustment mechanisms:** For durability and precise adjustment of the headband.

HEINE OMEGA® 500 Binocular Indirect Ophthalmoscope

Optimum performance and quality

OMEGA 500 Ophthalmoscope	XHL – 6 V	LED – 6 V
with XHL Xenon Halogen bulb (5 W) on Headband (not including HC 50 L Headband Rheostat)	C-004.33.500	
on Headband with HC 50 L Headband Rheostat and Connecting Cord UNPLUGGED-Cinch	C-004.33.507	C-008.33.502
XHL Xenon Halogen spare bulb 6 V, 5 W, standard equipment	X-004.88.111	

[01]

[02]

[03]

Extension Cord Cinch-Cinch, 2 m [01]	C-000.33.510
Connecting Cord UNPLUGGED-Cinch to EN 50 charger / mPack / plug-in transformer for HC 50 L, 1,6 m [02]	X-000.99.667
HC 50 L Headband Rheostat (without plug-in transformer)	X-095.16.325
Plug-in transformer for HC 50 L Headband Rheostat	X-095.16.330
Teaching mirror [03]	C-000.33.209

LABORATORY AND MEDICAL EQUIPMENT
Laboratorní a zdravotnická technika OPTING servis
Bohumínská 788/61, 710 00 Ostrava 10, CZECH REPUBLIC
596241785; 596 241 960 fax 596 241 852 GSM 603 464 790
www.optingservis.cz E-mail: optingservis@optingservis.cz

HEINE OMEGA® 500 Kits


[01]
[02]

XHL OMEGA 500 LED Conversion Kits.
With these kits, a XHL illumination OMEGA 500 can be converted to LED illumination.

Upgrade-Kits OMEGA 500	LED – 6 V
Upgrade-Kit OMEGA 500 with LED-module [01] and HC 50 L [02]	**X-008.16.325**
LED-module for OMEGA 500 [01]	**X-008.87.200**

OMEGA 500 Kits
Recommended Product Order Configurations to ensure the most flexibility the OMEGA 500 / EN 50 System has to offer. The following kits include main system elements but no carrying cases or ancillary accessories.

OMEGA 500 Kits	XHL – 6 V	LED – 6 V
Consists of OMEGA 500, HC 50 L Headband Rheostat, Connecting Cord UNPLUGGED-Cinch		
Kit 1: with plug-in transformer for HC 50 L	**C-004.33.537**	**C-008.33.531**
Kit 2: with EN 50 transformer complete (incl. EN 50 Rheostat Control Module, Extension Cord Cinch-Cinch 2 m, 90° Angled Adaptor, Instrument Support)	**C-004.33.538**	**C-008.33.532**
Kit 3: with mPack and plug-in transformer (incl. 90° Angled Adaptor) [01]	**C-004.33.539**	**C-008.33.533**
Kit 4: with EN 50-m charger (incl. mPack, 90° Angled Adaptor, Instrument Support)	**C-004.33.540**	**C-008.33.534**

[01]

HEINE OMEGA® 500 Sets

Set complete with **OMEGA 500 Head-worn Indirect Ophthalmoscope**
1 Scleral depressor large, 1 Scleral depressor small, A.R. 20 D Ophthalmoscopy-lens, Pad with 50 fundus charts, Teaching mirror, 1 spare bulb if with XHL illumination, in hard case with:

OMEGA 500 Sets	XHL – 6 V	LED – 6 V
HC 50 L Headband Rheostat with plug-in transformer (incl. Connecting Cord UNPLUGGED-Cinch)	**C-283.40.320**	**C-283.41.320**
EN 50-m Charger with mPack, HC 50 L Headband Rheostat (incl. Connecting Cord UNPLUGGED-Cinch, 90° Angled Adaptor, 2 m Extension Cord Cinch-Cinch, Instrument Support	**C-283.40.302**	**C-283.41.302**
mPack with plug-in transformer, HC 50 L Headband Rheostat (incl. Connecting Cord UNPLUGGED-Cinch, 90° Angled Adaptor)	**C-283.40.670**	**C-283.41.670**

For information on HEINE power sources see pages 141 – 151.

HEINE OMEGA® 500 UNPLUGGED

with headband battery mPack UNPLUGGED

- 100 % freedom of movement
- Low weight
- Charge status indicator

100 % freedom of movement – no cable connections!
The OMEGA 500 Ophthalmoscope with mPack UNPLUGGED rechargeable battery allows one-of-a-kind mobility without restriction or hindrance caused by cables, cords, or similar connections.

- **Rechargeable battery integrated on the headband.** No interfering cable connections.
- **Lightweight with balanced weight distribution.** High level of comfort. Lightweight and compact.
- **mPack UNPLUGGED rechargeable battery.** Charging time 2 hours. Operating time 8 hours with LED-Illumination, 2 hours with XHL-Illumination (with standard lamp 6 V, 5 W).
- **Charge Status Indicator.** Indication of remaining operating time.
- **Can be recharged by wall charger or plug-in transformer.**
- **Intelligent charging system.** Automatic changeover from operating to charging mode (in the wall unit). Battery-friendly charging.
- **Direct operation possible while charging** through the use of the mobile plug-in transformer.
- **Top safety standards.** Integrated charge and performance checks during operation. Lithium polymer technology (selected non-flammable materials). UL-compliant.
- **System compatibility** with mPack for even greater capacity.

OMEGA 500 UNPLUGGED Kits	XHL – 6 V	LED – 6 V
Consists of OMEGA 500, HC 50 L Headband Rheostat, without case:		
Kit 5: with plug-in Transformer UNPLUGGED, 1 x mPack UNPLUGGED	**C-004.33.541**	**C-008.33.535**
Kit 6: with Wall unit EN 50 UNPLUGGED charger, 2 x mPack UNPLUGGED	**C-004.33.542**	**C-008.33.536**
XHL Xenon Halogen Spare bulb 6 V, 5 W, standard	**X-004.88.111**	
Extension Cord from plug-in transformer UNPLUGGED to mPack UNPLUGGED, 2 m		**X-000.99.668**

HEINE OMEGA® 500 UNPLUGGED Set

Set complete with **OMEGA 500 UNPLUGGED,** 1 Scleral depressor large, 1 Scleral depressor small, A.R. 20 D Ophthalmoscopy-lens, Pad with 50 fundus charts, Teaching mirror, 1 spare bulb in case of XHL illumination, in hard case with:

OMEGA 500 UNPLUGGED Set	XHL – 6 V	LED – 6 V
mPack UNPLUGGED and plug-in transformer UNPLUGGED	**C-284.40.670**	**C-284.41.670**

For information on HEINE EN 50® UNPLUGGED and mPack® UNPLUGGED see page 149.

HEINE OMEGA® 200 Binocular Indirect Ophthalmoscope

Head-worn Indirect Ophthalmoscope with integrated teaching mirrors

The instrument of choice for teaching and operating rooms.

- **Integrated teaching mirrors left and right.** Identical images for the examiner and two observers.
- **Synchronized adjustment of illumination and observation beams.** Instant adjustment allows stereoscopic examination through pupils down to 1.2 mm in diameter.
- **Separate fine-tuning of the illumination beam ± 4°.** Ideal for difficult examinations (e.g. in the periphery).
- **Quick-action hinged optics.** The optics swing into the stand-by position. When released, they return to exactly the same position as before.
- **Light weight.** Ensures maximum comfort in long-term use.
- **Multi-coated precision optics.** Exceptional quality of image and illumination without UV and IR.
- **Complete range of accessories.** Individually-selected instrument kits possible.

OMEGA 200 Ophthalmoscope	6 V
with XHL Xenon Halogen bulb and connecting cord (2 m)	**C-004.33.210**

XHL Xenon Halogen spare bulb	**X-004.88.068**
Extension Cord Cinch-Cinch, 2 m	**C-000.33.510**

Soft comfortable headband with cushions, adjustable for height and width. Aluminum frame, durable and dustproof.

Separate fine-tuning of the illumination beam ± 4° in addition to synchronized convergence and parallax adjustment.

3 different apertures, integrated red-free and cobalt blue filters.

Instant adjustment for any pupil size. Aluminum optical frame and dustproof housing assume durability and reliability.

2 integrated teaching mirrors with identical images for the examiner and 2 observers.

HEINE OMEGA® 200 Sets

Set complete with **OMEGA 200 Head-worn Indirect Ophthalmoscope**
1 Scleral depressor large, 1 Scleral depressor small, A.R. 20 D Ophthalmoscopy-lens, Pad with 50 fundus charts, 1 spare bulb, in hard case with:

OMEGA 200 Sets	6 V
EN 15 Plug-in Transformer with brightness control (incl. 2 m Extension Cord Cinch-Cinch)	**C-162.40.300**
EN 50 Transformer with Rheostat Control Module (incl. 90° Angled Adaptor, 2 m Extension Cord Cinch-Cinch, Instrument Support)	**C-276.40.300**
EN 50-m Charger with mPack (incl. 90° Angled Adaptor, Instrument Support, 2 m Extension Cord Cinch-Cinch)	**C-276.40.302**
mPack with plug-in transformer (incl. 90° Angled Adaptor, 2 m Extension Cord Cinch-Cinch)	**C-276.40.670**

HEINE Video OMEGA® 2C

Binocular Indirect Video Ophthalmoscope

The only Binocular Indirect Video Ophthalmoscope designed and developed entirely for video applications. Ideally suited for teaching, research, patient clarification, digital patient history and telemedicine.

- **Fully integrated camera system.** No external brackets or prisms.
- **Compact.** Lightweight camera design (65 g, camera head without cable, complete 250 g).
- **Water-proof camera head.** Can be placed in disinfectant solution (but cannot be autoclaved).
- **100 % dustproof system.** No maintenance required.
- **Optics specially-developed.** Maximum brightness.
- **High-resolution A-Cam camera.** CCD 470,000 Pixel, 460 lines.
- **Image sensor.** 1/2" CCD, color.
- **Focus adjustable for any working distance.** From 250 to 800 mm.
- **Automatic white balance.**
- **Automatic light metering at the center of the image.** Reduction in reflections.
- **Automatic light boost.** Boost function for examinations with low lighting.
- **Brilliant image with an S-VHS monitor.**
- **FBAS (composite) and Y / C (SVHS) outputs.** Extensive compatibility and high image quality.
- **Optional PAL or NTSC format.** Please specify when ordering.
- **Connecting cable.** 3 m.
- **Processor will connect to various output devices, such as: VCR's, digital printers, PC's with image capture software.**
- **Video OMEGA 2C can be supplied without a camera for users' own C-mount CCD cameras.**

Monitor not included.

Video OMEGA 2C Sets	6 V
Video OMEGA 2C, optics, headband and bulb, A-Cam camera and processor, Video cable, S-VHS cable, EN 50 Transformer with Rheostat Control Module, extension Cord Cinch-Cinch 2 m, large and small scleral depressors, AR 20 D lens, XHL Xenon replacement bulb and carrying case.	**C-175.40.618**
Video OMEGA 2C, optics, headband and bulb, without accessories. Instrument with C-Mount, without A-Cam camera and processor.	**C-004.33.214**
Video OMEGA 2C, optics, headband and bulb, without accessories. Instrument with A-Cam camera and processor.	**C-004.33.212**
A-Cam camera with processor (available systems: PAL or NTSC, please specify when ordering).	**C-000.33.223**

XHL Xenon Halogen spare bulb	**X-004.88.068**

More information available on request.

LABORATORY AND MEDICAL EQUIPMENT
Laboratorní a zdravotnická technika OPTING servis
Bohumínská 788/61, 710 00 Ostrava 10, CZECH REPUBLIC
596241785; 596 241 960 fax 596 241 852 GSM 603 464 790
www.optingservis.cz E-mail: optingservis@optingservis.cz

For information on HEINE power sources see pages 141 – 151.

HEINE SIGMA® 150 Binocular Indirect Ophthalmoscope

Ophthalmoscope for spectacle and headband

The Spectacle Indirect Ophthalmoscope for any pupil size. Two separate controls let you select the **ideal setting for parallax and convergence to suit any pupil.** The illumination beam can be adjusted by ± 3° to eliminate reflexes.

- **6V/5W XHL Xenon Halogen bulb.** Bright, white light.
- **Illumination beam adjustable ± 3°.** Eliminates reflexes.
- **Integrated red-free filter.** Improves contrast. Versatile, fully-equipped.
- **Detachable blue and yellow filters.** For Fluorescence Angioscopy.
- **Dust proof.** Maintenance-free.
- **P.D. selection from 48 to 74 mm.** Suits any user.
- **Optics on swivel mount.** Unrestricted view.
- **Extremely light, 90 g without frame.** Light and comfortable.
- **Carbon Fiber Instrument Frame.** Light but very durable.
- **Large and small apertures.**
- **Optional clip-in correction frame** for prescription lenses.

- Ultra light
- For any pupil size
- Dust proof

Simplified diagram of various beam configurations:
Large pupil – Small pupil – Peripheral view

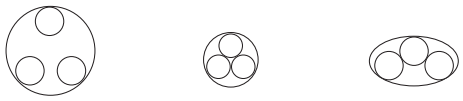

Large pupil | Small pupil | Peripheral view

HEINE SIGMA® 150 Accessories

[01]

[02] [03] [04]

[05] [06] [07]

S-FRAME for SIGMA 150 and 150 M2 Indirect Ophthalmoscope [01]	**C-000.33.036**
Teaching mirror [02]	**C-000.33.302**
Blue filter [03]	**C-000.33.313**
Yellow filter [04]	**C-000.33.314**
Diffusor [05]	**C-000.33.315**
Case for filters, empty [06]	**C-000.33.316**
XHL Xenon Halogen spare bulb 6V/5W [07]	**X-004.88.093**

LABORATORY AND MEDICAL EQUIPMENT
Laboratorní a zdravotnická technika OPTING servis
Bohumínská 788/61, 710 00 Ostrava 10, CZECH REPUBLIC
596241785; 596 241 960 fax 596 241 852 GSM 603 464 790
www.optingservis.cz E-mail: optingservis@optingservis.cz

HEINE SIGMA® 150 Kits

SIGMA 150 with S-FRAME

SIGMA 150 Kits	Without Power Source	With mPack
SIGMA 150 with S-FRAME		
SIGMA 150 S-FRAME Retaining Cord Cleaning Fluid	**C-004.33.350**	**C-004.33.351**
SIGMA 150 M2 with S-FRAME and Micro Spot Aperture (instead of small aperture)		
SIGMA 150 M2 S-FRAME Retaining Cord Cleaning Fluid	**C-004.33.355**	**C-004.33.356**
SIGMA 150 K on ergonomical headband with leather cushions, adjustable for circumference and height. Without headband rheostat.		
SIGMA 150 on Headband	**C-004.33.325**	**C-004.33.329**
SIGMA 150 K M2 on ergonomical headband with leather cushions, adjustable for circumference and height. Without headband rheostat. With Micro Spot Aperture (instead of small aperture)		
SIGMA 150 M2 on Headband	**C-004.33.335**	**C-004.33.336**

SIGMA 150 K
on headband

LABORATORY AND MEDICAL EQUIPMENT
Laboratorní a zdravotnická technika OPTING servis
Bohumínská 788/61, 710 00 Ostrava 10, CZECH REPUBLIC
596241785; 596 241 960 fax 596 241 852 GSM 603 464 790
www.optingservis.cz E-mail: optingservis@optingservis.cz

HEINE SIGMA® 150 Sets

SIGMA 150 Sets	With mPack	With EN 50 transformer	With EN 50 and mPack
SIGMA 150 Set on S-FRAME			
SIGMA 150 S-FRAME Scleral Depressor Small Scleral Depressor Large A.R. 20 D Ophthalmology Lens Teaching Mirror Cobalt Blue and Yellow Filters Diffusor Retaining cord Cleaning Fluid Spare Bulb Carrying Case	**C-281.40.670**	—	—

SIGMA 150 K Set on Headband			
SIGMA 150 Scleral Depressor Small Scleral Depressor Large A.R. 20 D Ophthalmology Lens Teaching Mirror Cobalt Blue and Yellow Filters Diffusor Spare Bulb Carrying Case (Hard Case)	**C-278.40.670***	**C-278.40.300**	**C-278.40.302**

* incl. 2 m Extension Cord Cinch-Cinch

For mPack and EN 50 table/wall unit please see pages 150 – 151.

LABORATORY AND MEDICAL EQUIPMENT
Laboratorní a zdravotnická technika OPTING servis
Bohumínská 788/61, 710 00 Ostrava 10, CZECH REPUBLIC
596241785; 596 241 960 fax 596 241 852 GSM 603 464 790
www.optingservis.cz E-mail: optingservis@optingservis.cz

Hand-held Indirect Ophthalmoscope, MONOCULAR

Compact monocular ophthalmoscope

An unusually compact instrument, which is recommended for visits and mobile use.

- **Durable metal construction.** Long working life.
- **Built-in interference red-free filter.** Improves contrast.
- **All optical components made of coated optical glass.** Precise images and high light intensity.
- **Adjustable light beam.** Useful for small pupils.
- **Can be used with one hand.** Easy to reach all the controls with the thumb.
- **+ 3 D lens attachment.** An aid to accomodation, magnifies the image.
- **Add-on binocular attachment available.** Instrument can be up-dated for binocular use.

Available for use with a 3.5 V rechargeable handle or 6 V cord handle with wall / desk charger EN 50 or portable mPack.
The 6 V version is recommended for incorporation into ophthalmic examination units.

Monocular Hand-held Indirect Ophthalmoscope	3.5 V	6 V
with + 3 D lens attachment and orbit rest extension	**C-002.33.001**	**C-004.33.001**
XHL Xenon Halogen spare bulb	**X-002.88.050**	**X-004.88.081**
+ 3 D lens attachment only [01]		**C-000.33.101**
Orbit rest extension, for spectacle wearers only		**C-000.33.104**

[01]

Hand-held Indirect Ophthalmoscope, BINOCULAR

The addition of the binocular attachment to the Hand-held Indirect Ophthalmoscope makes stereoscopic examination possible. PD selection from 54 to 74 mm.

- **Symmetrical selection of PD.** Quick and easy to adjust.
- **Multi-coated precision optics.** Exceptional image quality.

Available for use with a 3.5 V rechargeable handle or 6 V cord handle with wall / desk charger EN 50 or mPack.
The 6 V version is recommended for incorporation into ophthalmic examination units.

Binocular Hand-held Indirect Ophthalmoscope	3.5 V	6 V
with + 3 D lens attachment and orbit rest extension	**C-002.33.002**	**C-004.33.002**
XHL Xenon Halogen spare bulb	**X-002.88.050**	**X-004.88.081**
Binocular attachment only [01]		**C-000.33.106**

[01]

For information on HEINE battery and rechargeable handles, see pages 141 – 147.

HEINE® A.R. Aspheric Ophthalmoscopy Lenses

with anti-reflex A.R. coating

- **Advanced triple multicoating.** Reduced reflection, excellent light transmission.
- **Lens curvature matches that of the retina.** Perfect, distortion-free retinal image.
- **Large diameter.** Significant increase in field of view without magnification loss.
- **Aspheric surfaces.** Reduced distortion of the periphery.

Ophthalmoscopy Lens with case	
A.R. 16 D, 54 mm dia.	**C-000.17.225**
A.R. 20 D, 50 mm dia.	**C-000.17.228**
A.R. 30 D, 46 mm dia.	**C-000.17.231**

Model Eyes

HEINE Ophthalmoscope Trainer

This model eye was developed for the teaching environment. It is the first adjustable model from HEINE to mimic the human eye. Precise, durable and with a multitude of uses, it simplifies the learning process and encourages the student to practice with the ophthalmoscope.

- **Refractive error.** Can be set in 1-dpt. steps from -10 to +10 dpt.
- **Diameter of pupil.** Variable 2, 3, 4, 5, 6, 8 mm.
- **Aspheric optical glass lens.** Focal length F = 18 mm. Lens curvature matches that of the retina.
- **Trainer body.** Made of metal – extremely stable and durable.
- **Angle of examination,** variable.

Model Eye	
Ophthalmoscope Trainer	**C-000.33.010**

LABORATORY AND MEDICAL EQUIPMENT
Laboratorní a zdravotnická technika OPTING servis
Bohumínská 788/61, 710 00 Ostrava 10, CZECH REPUBLIC
596241785; 596 241 960 fax 596 241 852 GSM 603 464 790
www.optingservis.cz E-mail: optingservis@optingservis.cz

Model Eyes

HEINE Skia / Retinoscope Trainer

This model eye is ideal for teaching and practice. The pupil diameter and refractive error can be set exactly and are therefore reproducible. The front lens compartment holder accepts up to two trial lenses. The cylinder can be read from the graduated scale.

- **Refractive error** can be set to any value in steps of 0.5 dpt from -7 to +6 dpt.
- **Scale** 0° – 180° for cylinder determination.
- **Diameter of pupil variable:** 2, 3, 4, 5, 6, 8 mm.
- **Optics:** Optical glass, achromatic lens, focal length F = 32 mm.
- **Trainer body made of metal:** Extremely stable and durable.
- **Angle of examination variable.**

Model Eye Skia / Retinoscope Trainer	**C-000.33.011**

Scleral-Depressor

Scleral-Depressor, large*	**C-000.17.300**
Scleral-Depressor, small*	**C-000.17.301**

*autoclavable

Fundus-Charts

Fundus-Charts, pad with 50 pcs.	**C-000.33.208**

Combi-Case

[01]

[02]

Combi-case respectively hard case for head-worn indirect binocular ophthalmoscopes. Features a deep, dense foam insert to protect instruments, and can be worn over the shoulder or as a backpack (removable straps included).

Combi-case [01] for indirect ophthalmology sets C-162, C-276, C-278, C-283, C-284	**C-079.03.000**
Hard case [02] for indirect ophthalmology sets C-162, C-276, C-278, C-283, C-284	**C-079.00.000**